

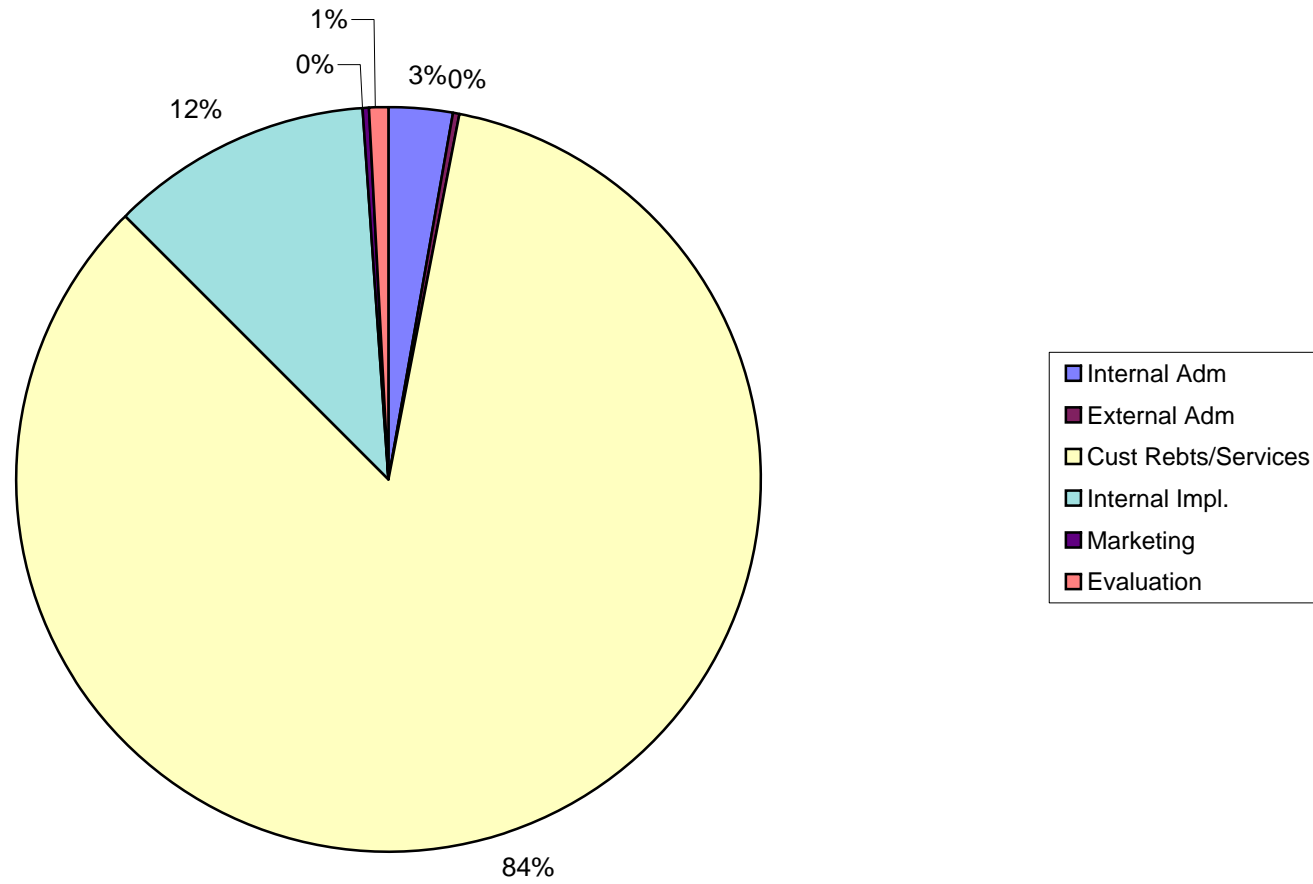
Jan-Jun, 2011

NH CORE Energy Efficiency Program - 2011 Budget Details

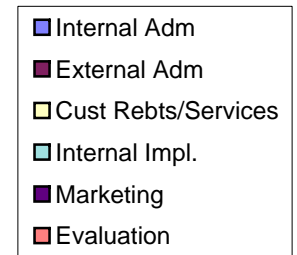
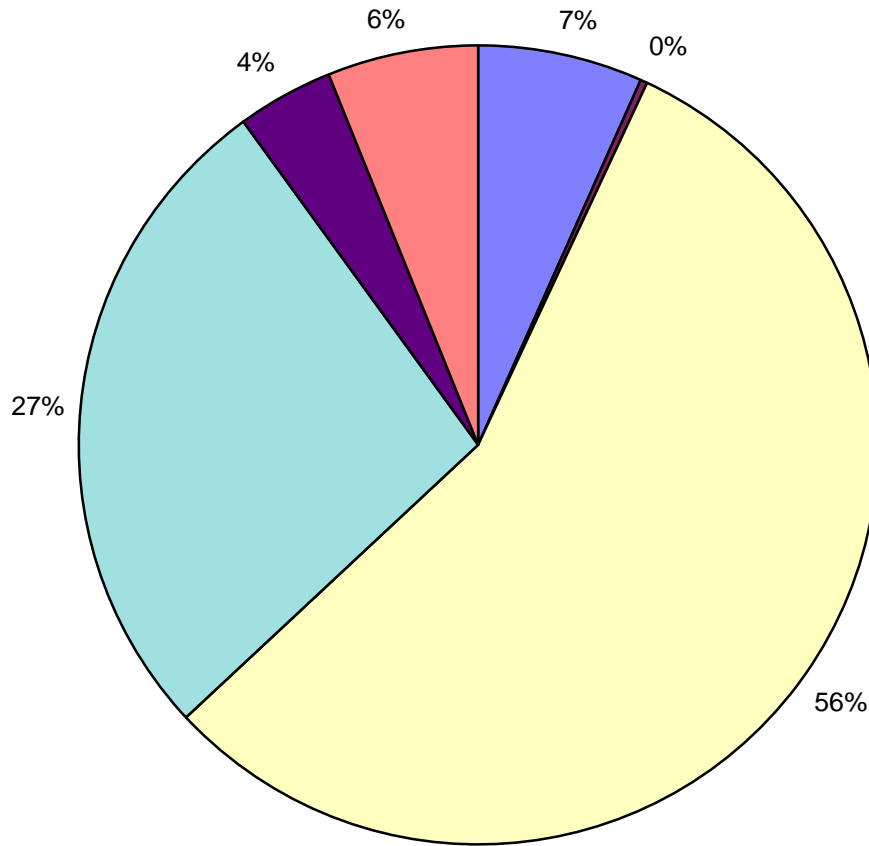
		(see Note 1)						
	<u>Internal Adm</u>	<u>External Adm</u>	<u>Cust Rebts/Services</u>	<u>Internal Impl.</u>	<u>Marketing</u>	<u>Evaluation</u>	<u>Total</u>	
ENERGY STAR Homes	\$ 27,126	\$ 1,349	\$ 789,882	\$ 108,472	\$ 79	\$ 9,039	\$ 935,947	
National Grid	2,166		26,754	-	-	163	29,083	
NHEC	7,947	1,194	43,423	17,709	-	1,646	71,919	
PSNH	11,218		694,769	68,636	48	3,205	777,877	
Unitil	5,795	155	24,936	22,126	31	4,025	57,068	
Home Energy Solutions	\$ 35,119	\$ 814	\$ 290,832	\$ 138,454	\$ 21,064	\$ 30,907	\$ 517,191	
National Grid	5,922		72,404	-	40	826	79,191	
NHEC	1,446	117	2,926	8,685	235	1,564	14,973	
PSNH	18,720		181,579	94,054	8,426	22,728	325,507	
Unitil	9,032	697	33,924	35,716	12,362	5,790	97,520	
Energy Star Appliances	\$ 19,068	\$ 1,491	\$ 339,155	\$ 34,402	\$ 23,163	\$ 9,596	\$ 426,875	
National Grid	2,533		10,711	-	1,202	225	14,670	
NHEC	5,150	418	32,612	3,634	708	1,067	43,589	
PSNH	8,127		263,898	13,780	12,465	6,113	304,382	
Unitil	3,259	1,073	31,935	16,989	8,788	2,191	64,235	
Home Energy Assistance	\$ 41,304	\$ 2,697	\$ 1,113,079	\$ 138,106	\$ 3,792	\$ 28,206	\$ 1,327,183	
National Grid	-	-	73,143	-	-	67	73,210	
NHEC	10,296	835	60,795	14,434	-	3,397	89,757	
PSNH	21,821		819,306	71,373	1,675	20,046	934,221	
Unitil	9,186	1,862	159,835	52,299	2,117	4,696	229,995	
ENERGY STAR Lighting	\$ 17,860	\$ 1,912	\$ 284,626	\$ 57,943	\$ 48,415	\$ 13,033	\$ 423,789	
National Grid	1,596		16,832	-	903	2,102	21,433	
NHEC	4,038	327	23,061	5,906	1,095	836	35,263	
PSNH	8,729		212,988	28,293	27,323	5,297	282,629	
Unitil	3,497	1,585	31,746	23,744	19,094	4,798	84,465	
Other Residential Programs	\$ 6,905	\$ 448	\$ 87,896	\$ 33,685	\$ -	\$ 1,326	\$ 130,260	
National Grid							-	
NHEC	2,842	230	14,700	7,975	-	589	26,336	
PSNH	4,063		73,196	23,749	-	737	101,745	
Unitil (Home Energy Suite)		218		1,961			2,179	
Total Residential Programs	\$ 147,382	\$ 8,710	\$ 2,905,471	\$ 511,063	\$ 96,513	\$ 92,107	\$ 3,761,245	
New Equipment & Construction	\$ 74,054	\$ 120	\$ 356,084	\$ 142,841	\$ 17,562	\$ 10,206	\$ 600,867	
National Grid	47,595		89,041	3,141	1,664	930	142,371	
NHEC	484	39	2,205	2,389	25	100	5,242	
PSNH	20,238		264,489	117,745	5,478	5,733	413,683	
Unitil	5,736	81	350	19,565	10,395	3,443	39,571	
Large C&I Retrofit	\$ 96,198	\$ 723	\$ 417,851	\$ 231,318	\$ 15,138	\$ 37,736	\$ 798,963	
National Grid	54,702		83,571	13,509	297	971	153,048	
NHEC	7,010	568	41,295	20,098	362	1,452	70,785	
PSNH	24,459		286,784	163,649	4,463	28,739	508,094	
Unitil	10,028	155	6,201	34,062	10,016	6,574	67,036	
Small Business Energy Solutions	\$ 70,613	\$ 943	\$ 1,066,726	\$ 275,900	\$ 6,149	\$ 19,739	\$ 1,440,070	
National Grid	23,805	-	58,642	1,856	237	1,259	85,797	
NHEC	9,996	810	67,765	22,659	516	2,070	103,816	
PSNH	28,744		857,227	219,297	4,590	9,477	1,119,335	
Unitil	8,068	133	83,092	32,088	806	6,934	131,121	
Other C&I Programs	\$ 6,066	\$ 1,961	\$ 61,169	\$ 46,247	\$ 118	\$ 1,642	\$ 117,203	
National Grid							-	
NHEC	648	53	2,650	3,888	34	135	7,408	
PSNH (Education, RFP, Smart Start)	5,418		58,519	25,183	84	1,507	90,710	
Unitil (Education, C&I Energy Suite)	-	1,908	-	17,176	-	-	19,084	
Total Non-Residential Programs	\$ 246,930	\$ 3,747	\$ 1,901,830	\$ 696,305	\$ 38,967	\$ 69,324	\$ 2,957,103	
TOTAL (Both Sectors)	\$ 394,312	\$ 12,457	\$ 4,807,300	\$ 1,207,368	\$ 135,480	\$ 161,430	\$ 6,718,348	

Note 1: Evaluation amounts are based on 5% of total budgets. Actual program expenses will vary from numbers shown.

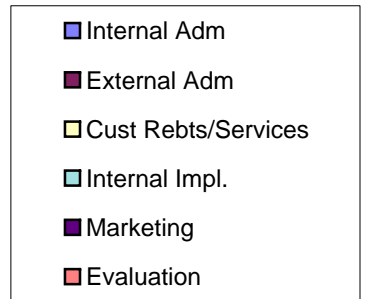
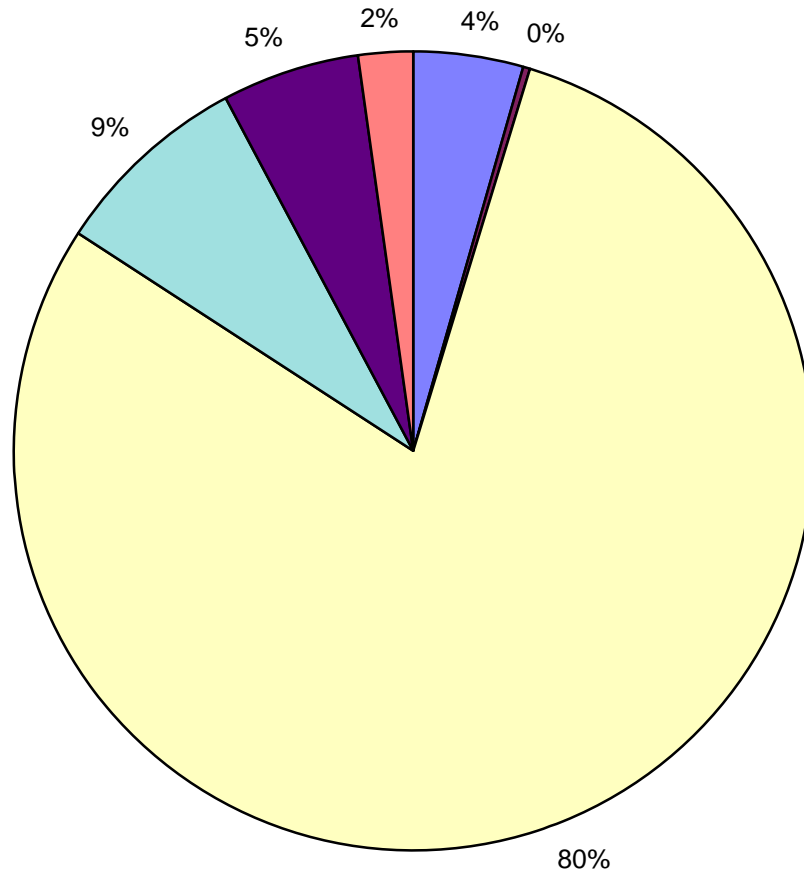
Energy Star Homes



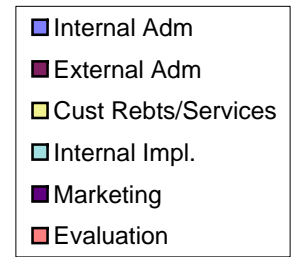
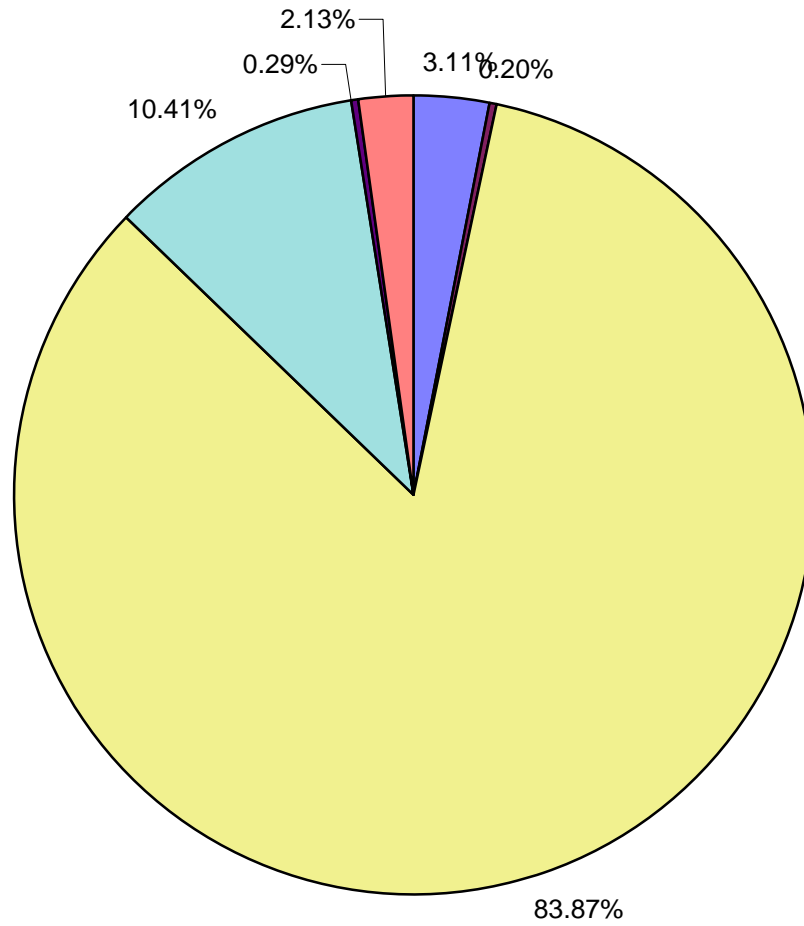
Home Energy Solutions



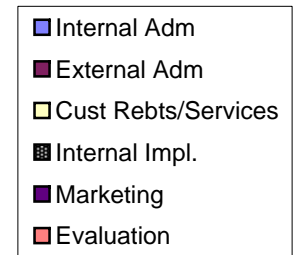
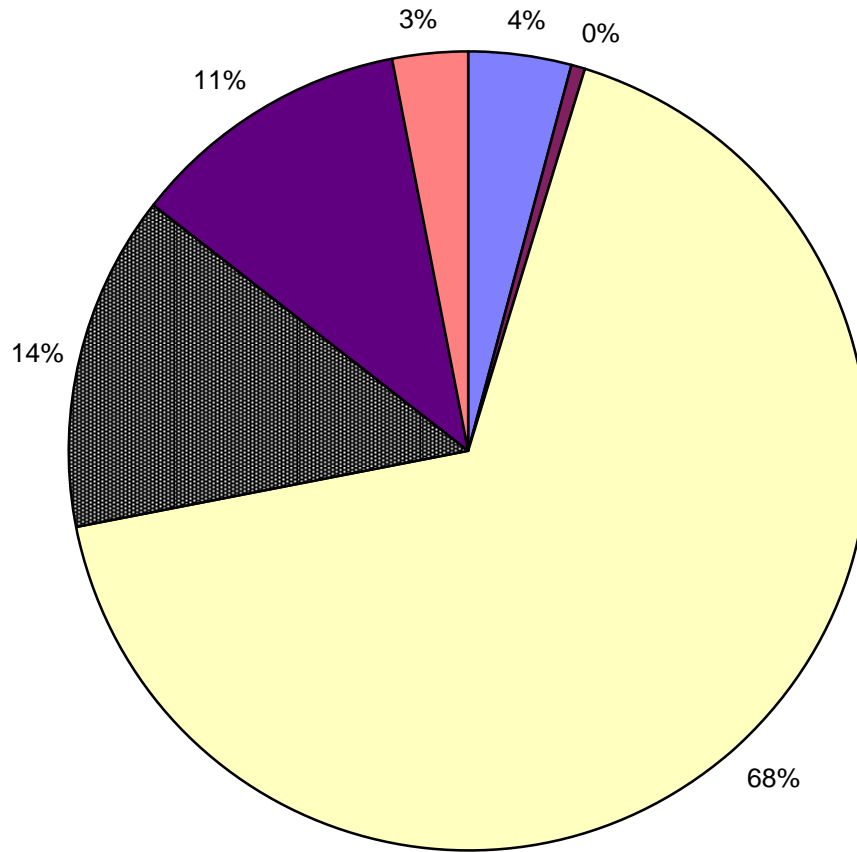
Energy Star Appliances



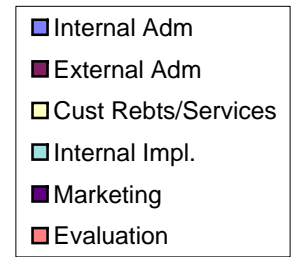
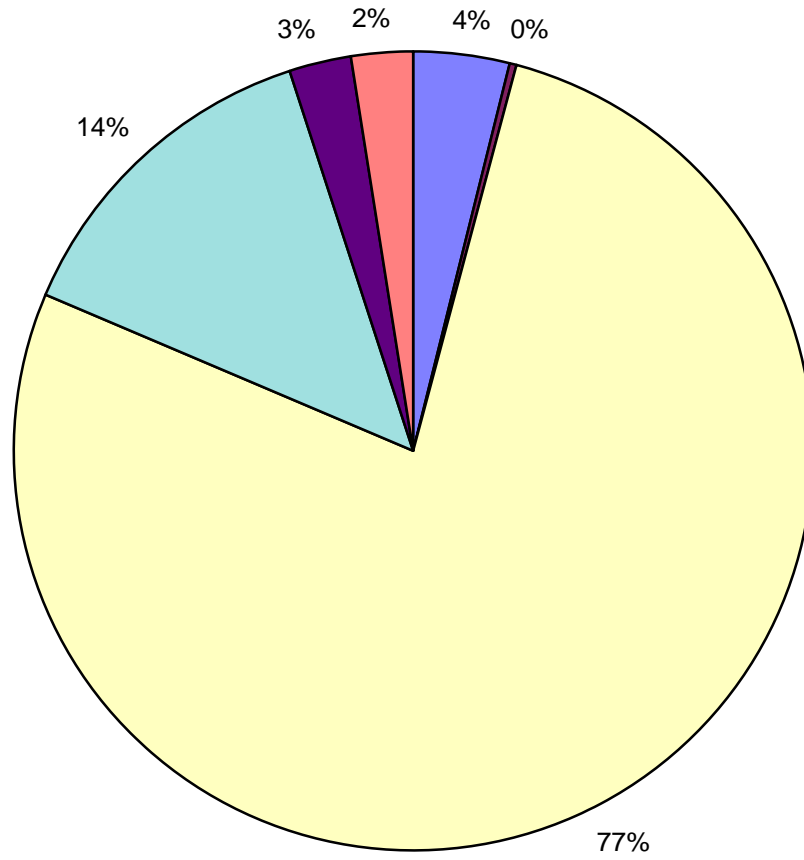
Home Energy Assistance



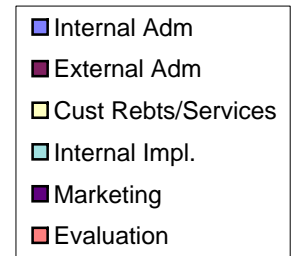
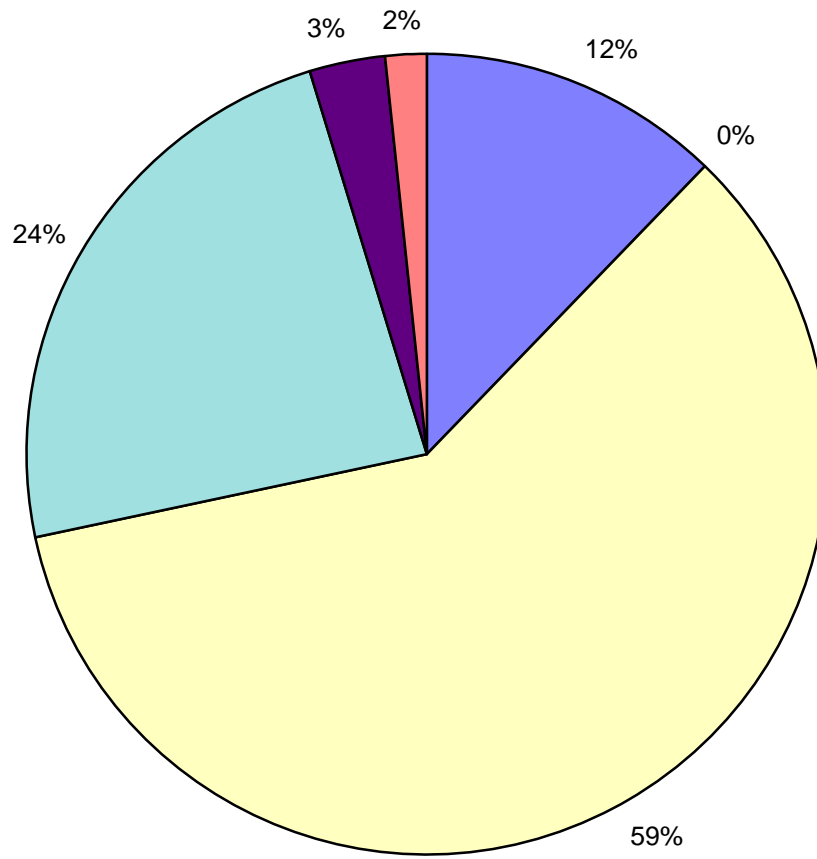
Energy Star Lighting



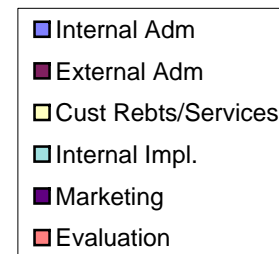
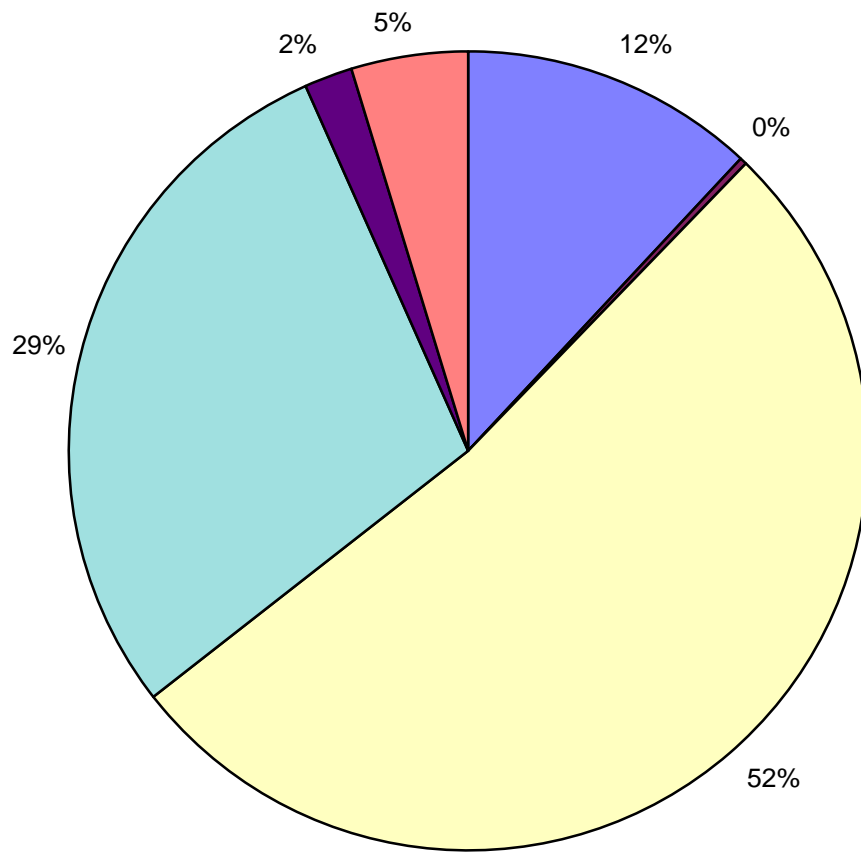
Total Residential Programs



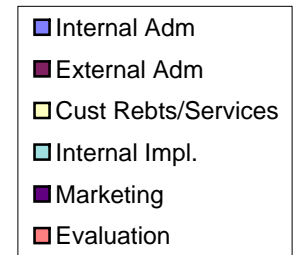
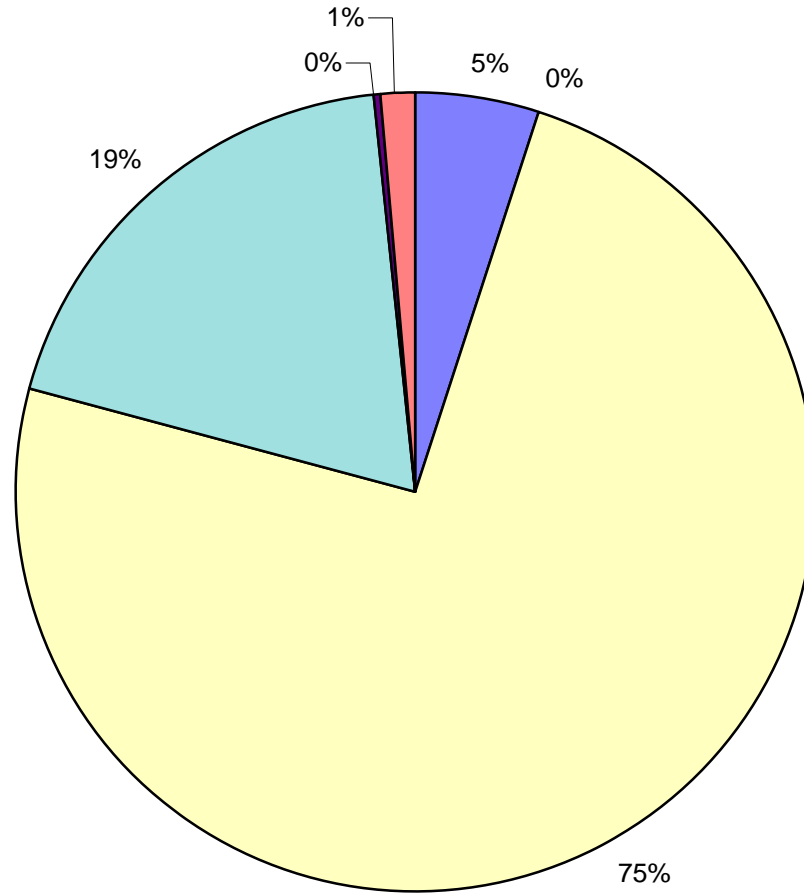
New Construction



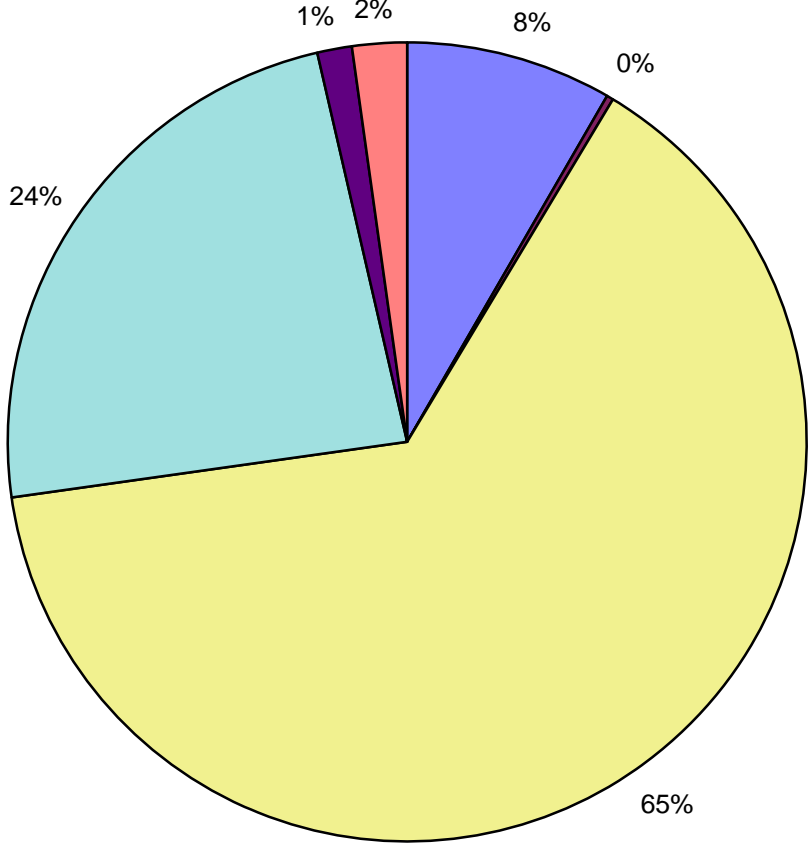
Large Business Energy Solutions



Small Business Energy Solutions



Total Non-Residential Programs



- Internal Adm
- External Adm
- Cust Rebts/Services
- Internal Impl.
- Marketing
- Evaluation

Total Residential and Non-Residential Programs

