

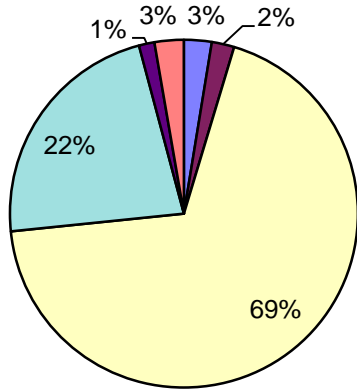
Jan - Jun 2014

## NH CORE Energy Efficiency Program - 2014 Expenditures - GAS

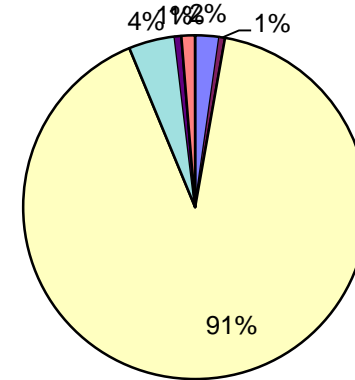
	(see Note 1)						
	<u>Internal Adm</u>	<u>External Adm</u>	<u>Cust Rebts/Services</u>	<u>Internal Impl.</u>	<u>Marketing</u>	<u>Evaluation</u>	<u>Total</u>
ENERGY STAR Homes	\$ 3,156	\$ 438	\$ 17,165	\$ 16,623	\$ 2,508	\$ 787	\$ 40,676
Liberty Gas	760	-	4,109	11,405	1,431	575	18,281
Unitil Gas	2,395	438	13,055	5,218	1,077	212	22,394
Home Performance w/Energy Star	\$ 6,166	\$ 5,017	\$ 164,828	\$ 53,922	\$ 3,450	\$ 6,522	\$ 239,906
Liberty Gas	3,021	-	132,566	44,456	2,044	6,311	188,398
Unitil Gas	3,145	5,017	32,262	9,467	1,406	212	51,509
Energy Star Appliances	\$ 12,392	\$ 3,010	\$ 501,578	\$ 23,877	\$ 3,456	\$ 7,067	\$ 551,379
Liberty Gas	5,362	-	444,928	13,880	2,995	6,311	473,475
Unitil Gas	7,030	3,010	56,650	9,998	461	756	77,904
Home Energy Assistance	\$ 11,065	\$ 2,356	\$ 328,343	\$ 38,381	\$ 2,212	\$ 7,853	\$ 390,211
Liberty Gas	4,950	-	328,343	24,017	626	7,339	365,275
Unitil Gas	6,116	2,356	-	14,364	1,586	514	24,936
Other Residential Programs	\$ -	\$ 1,286	\$ 142,368	\$ 592	\$ 116	\$ 50	\$ 144,412
Liberty Gas	-	-	142,368	592	116	50	143,126
Unitil Gas (Home Energy Suite)	-	1,286	-	-	-	-	1,286
<b><u>Total Residential Programs</u></b>	<b>\$ 32,778</b>	<b>\$ 12,108</b>	<b>\$ 1,154,282</b>	<b>\$ 133,396</b>	<b>\$ 11,742</b>	<b>\$ 22,279</b>	<b>\$ 1,366,585</b>
Large Business Energy Solutions	\$ 19,715	\$ 13,476	\$ 614,487	\$ 57,493	\$ 15,594	\$ 13,134	\$ 733,898
Liberty Gas	11,113	-	613,037	37,393	15,326	11,470	688,339
Unitil Gas	8,602	13,476	1,450	20,100	268	1,664	45,559
Small Business Energy Solutions	\$ 16,575	\$ 4,610	\$ 332,581	\$ 69,134	\$ 13,702	\$ 8,758	\$ 445,360
Liberty Gas	10,035	-	304,418	55,946	13,627	8,153	392,179
Unitil Gas	6,540	4,610	28,163	13,189	74	605	53,181
Other C&I Programs	\$ 682	\$ 1,110	\$ 1,480	\$ 3,055	\$ -	\$ -	\$ 6,326
Liberty Gas	682	-	1,480	3,055	-	-	5,216
Unitil Gas	-	1,110	-	-	-	-	1,110
<b><u>Total Non-Residential Programs</u></b>	<b>\$ 36,971</b>	<b>\$ 19,196</b>	<b>\$ 948,548</b>	<b>\$ 129,682</b>	<b>\$ 29,295</b>	<b>\$ 21,892</b>	<b>\$ 1,185,584</b>
<b>TOTAL (Both Sectors)</b>	<b>\$ 69,749</b>	<b>\$ 31,304</b>	<b>\$ 2,102,829</b>	<b>\$ 263,078</b>	<b>\$ 41,037</b>	<b>\$ 44,171</b>	<b>\$ 2,552,169</b>

Note 1: Evaluation amounts are based on 5% of total budgets. Actual program expenses will vary from numbers shown.

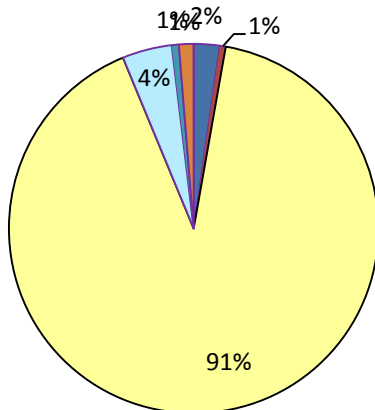

**Home Performance w/Energy Star**



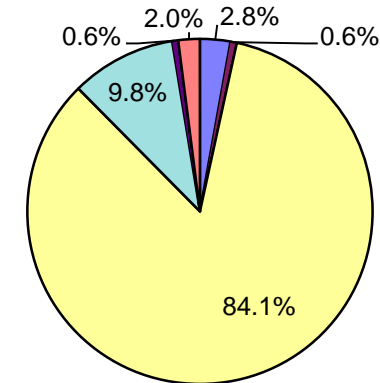
**Energy Star Appliances**



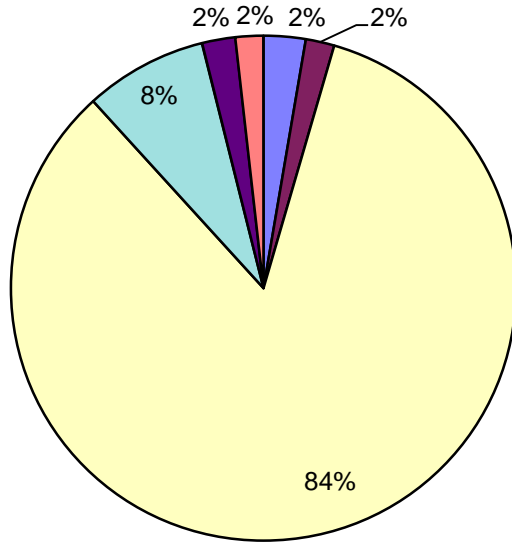
**Energy Star Lighting**



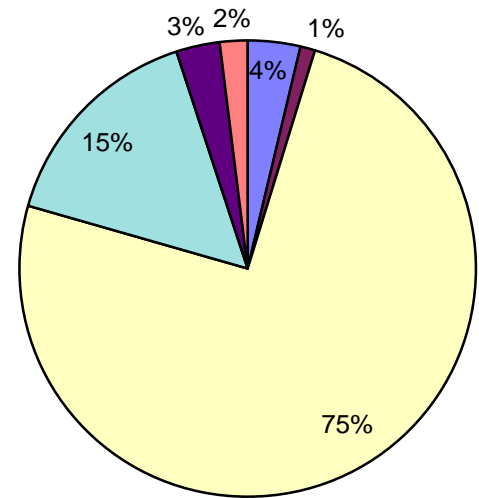
**Home Energy Assistance**



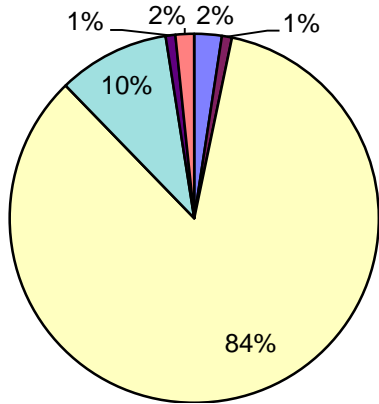
**Large Business Energy Solutions**



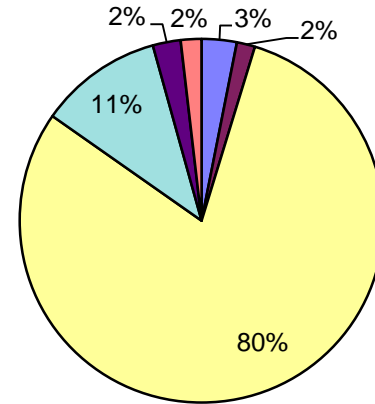
**Small Business Energy Solutions**



**Total Residential Programs**



**Total Non-Residential Programs**



**Total Residential and Non-Residential Programs**

