

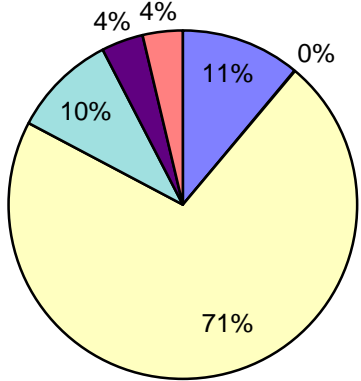
Jan-Dec 2013

**NH CORE Energy Efficiency Program - GAS**

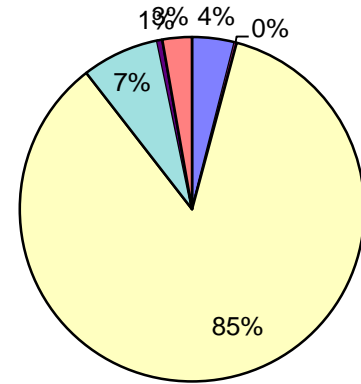
	(see Note 1)						
	<u>Internal Adm</u>	<u>External Adm</u>	<u>Cust Rebts/Services</u>	<u>Internal Impl.</u>	<u>Marketing</u>	<u>Evaluation</u>	<u>Total</u>
ENERGY STAR Homes	\$ 11,479	\$ 101	\$ 57,693	\$ 35,783	\$ 6,181	\$ 4,502	\$ 115,739
Liberty Gas	7,333	-	5,319	11,236	5,953	2,650	32,491
Unitil Gas	4,146	101	52,374	24,547	228	1,852	83,248
Home Performance w/Energy Star	\$ 78,909	\$ 629	\$ 512,368	\$ 69,054	\$ 27,763	\$ 26,590	\$ 715,313
Liberty Gas	70,799	-	487,175	32,179	25,929	22,828	638,910
Unitil Gas	8,110	629	25,193	36,875	1,834	3,762	76,403
Energy Star Appliances	\$ 41,113	\$ 2,280	\$ 885,489	\$ 75,058	\$ 5,082	\$ 28,808	\$ 1,037,829
Liberty Gas	31,908	-	599,969	18,582	5,058	22,459	677,975
Unitil Gas	9,205	2,280	285,520	56,476	24	6,349	359,854
Home Energy Assistance	\$ 34,377	\$ 1,336	\$ 1,051,987	\$ 74,154	\$ 1,960	\$ 24,798	\$ 1,188,613
Liberty Gas	28,928	-	949,605	38,484	1,960	21,359	1,040,337
Unitil Gas	5,449	1,336	102,382	35,670	-	3,439	148,276
Other Residential Programs	\$ 462	\$ -	\$ 31,753	\$ 1,158	\$ 30	\$ 15,416	\$ 48,818
Liberty Gas	333	-	31,753	-	30	15,416	47,531
Unitil Gas (Home Energy Suite)	129	-	-	1,158	-	-	1,286
<b><u>Total Residential Programs</u></b>	<b>\$ 166,339</b>	<b>\$ 4,346</b>	<b>\$ 2,539,290</b>	<b>\$ 255,207</b>	<b>\$ 41,015</b>	<b>\$ 100,114</b>	<b>\$ 3,106,311</b>
Large Business Energy Solutions	\$ 79,299	\$ 1,602	\$ 1,353,420	\$ 136,474	\$ 78,481	\$ 57,420	\$ 1,706,696
Liberty Gas	65,345	-	1,182,170	45,308	78,481	48,936	1,420,239
Unitil Gas	13,955	1,602	171,250	91,166	-	8,485	286,457
Small Business Energy Solutions	\$ 68,802	\$ 281	\$ 651,518	\$ 91,380	\$ 35,264	\$ 39,058	\$ 886,304
Liberty Gas	60,432	-	541,887	50,639	35,264	34,031	722,254
Unitil Gas	8,370	281	109,631	40,741	-	5,027	164,050
Other C&I Programs	\$ 615	\$ -	\$ 16,065	\$ 3,069	\$ 24,295	\$ 682	\$ 44,726
Liberty Gas	615	-	16,065	3,069	24,295	682	44,726
Unitil Gas							-
<b><u>Total Non-Residential Programs</u></b>	<b>\$ 148,716</b>	<b>\$ 1,883</b>	<b>\$ 2,021,003</b>	<b>\$ 230,923</b>	<b>\$ 138,041</b>	<b>\$ 97,160</b>	<b>\$ 2,637,726</b>
<b>TOTAL (Both Sectors)</b>	<b>\$ 315,056</b>	<b>\$ 6,229</b>	<b>\$ 4,560,293</b>	<b>\$ 486,130</b>	<b>\$ 179,056</b>	<b>\$ 197,274</b>	<b>\$ 5,744,037</b>

Note 1: Evaluation amounts are based on 5% of total budgets. Actual program expenses will vary from numbers shown.

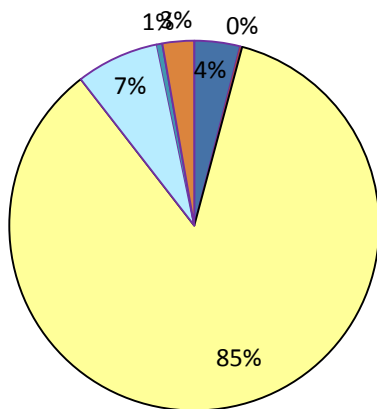

**Home Performance w/Energy Star**



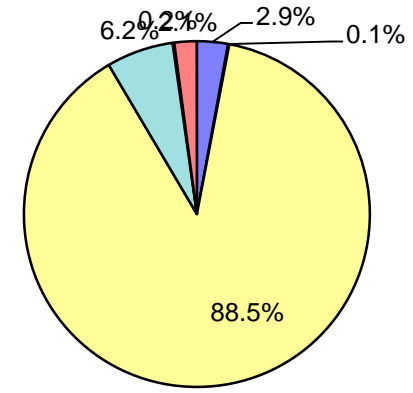
**Energy Star Appliances**



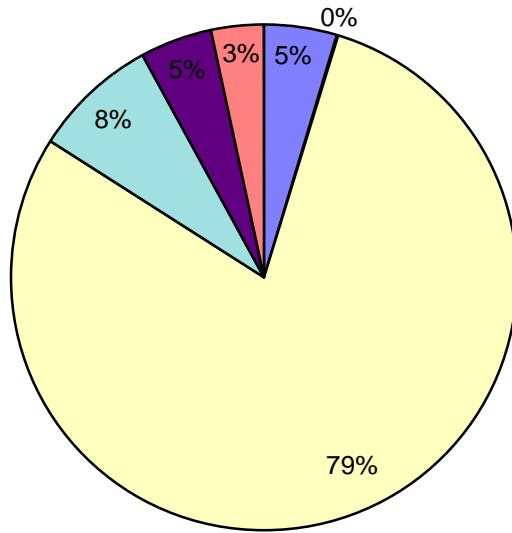
**Energy Star Lighting**



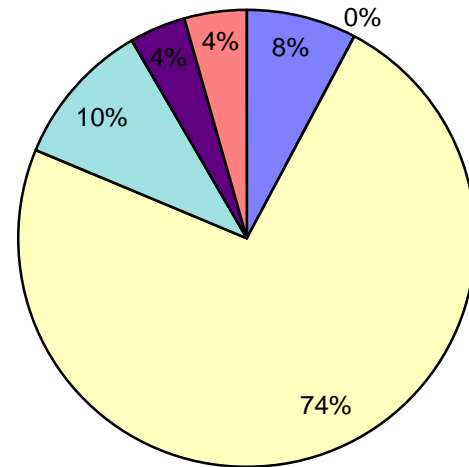

**Home Energy Assistance**



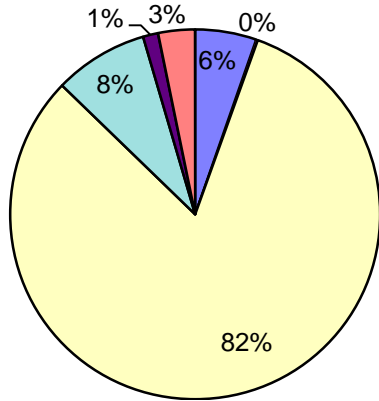
**Large Business Energy Solutions**



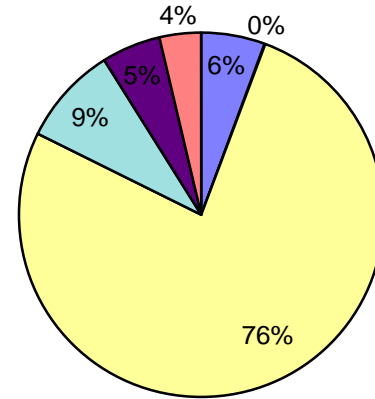
**Small Business Energy Solutions**



**Total Residential Programs**



**Total Non-Residential Programs**



**Total Residential and Non-Residential Programs**

