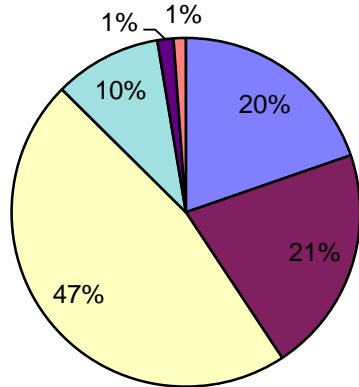


Jan-Sep 2013
NH CORE Energy Efficiency Program - GAS

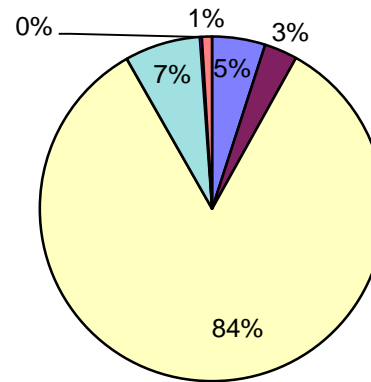
		(see Note 1)						
		<u>Internal Adm</u>	<u>External Adm</u>	<u>Cust Rebts/Services</u>	<u>Internal Impl.</u>	<u>Marketing</u>	<u>Evaluation</u>	<u>Total</u>
ENERGY STAR Homes		\$ 9,723	\$ 1,740	\$ 36,524	\$ 26,692	\$ 1,393	\$ 1,687	\$ 77,759
	Liberty Gas	6,598	1,679	-	7,669	1,166	249	17,360
	Unitil Gas	3,125	61	36,524	19,023	228	1,438	60,399
Home Performance w/Energy Star		\$ 72,824	\$ 77,721	\$ 172,811	\$ 36,792	\$ 5,485	\$ 4,219	\$ 369,853
	Liberty Gas	66,680	77,322	163,421	8,791	5,485	2,233	323,932
	Unitil Gas	6,145	399	9,390	28,002	-	1,986	45,921
Energy Star Appliances		\$ 35,087	\$ 21,628	\$ 588,350	\$ 49,847	\$ 1,388	\$ 6,671	\$ 702,971
	Liberty Gas	28,124	20,158	356,355	7,054	1,364	1,741	414,796
	Unitil Gas	6,963	1,470	231,995	42,793	24	4,930	288,175
Home Energy Assistance		\$ 29,217	\$ 82,581	\$ 347,203	\$ 45,429	\$ 1,592	\$ 4,917	\$ 510,938
	Liberty Gas	25,180	81,732	283,341	19,391	1,592	2,247	413,482
	Unitil Gas	4,037	849	63,862	26,038	-	2,670	97,456
Other Residential Programs		\$ 1,386	\$ 667	\$ -	\$ 1,158	\$ 165	\$ 65	\$ 3,440
	Liberty Gas	1,257	667	-	-	165	65	2,154
	Unitil Gas (Home Energy Suite)	129	-	-	1,158	-	-	1,286
<u>Total Residential Programs</u>		\$ 148,237	\$ 184,338	\$ 1,144,888	\$ 159,918	\$ 10,023	\$ 17,558	\$ 1,664,961
Large Business Energy Solutions		\$ 75,552	\$ 119,520	\$ 455,719	\$ 82,943	\$ 5,046	\$ 24,813	\$ 763,593
	Liberty Gas	65,934	118,635	435,469	22,902	5,046	19,678	667,664
	Unitil Gas	9,618	885	20,250	60,041	-	5,135	95,929
Small Business Energy Solutions		\$ 60,395	\$ 58,457	\$ 180,534	\$ 49,844	\$ 11,467	\$ 7,177	\$ 367,873
	Liberty Gas	54,396	58,284	89,254	20,514	11,467	3,274	237,189
	Unitil Gas	5,999	172	91,280	29,331	-	3,903	130,684
Other C&I Programs		\$ 615	\$ 2,500	\$ -	\$ -	\$ -	\$ -	\$ 3,115
	Liberty Gas	615	2,500	-	-	-	-	3,115
	Unitil Gas	-	-	-	-	-	-	-
<u>Total Non-Residential Programs</u>		\$ 136,561	\$ 180,477	\$ 636,253	\$ 132,787	\$ 16,513	\$ 31,990	\$ 1,134,581
TOTAL (Both Sectors)		\$ 284,798	\$ 364,815	\$ 1,781,141	\$ 292,705	\$ 26,536	\$ 49,547	\$ 2,799,542

Note 1: Evaluation amounts are based on 5% of total budgets. Actual program expenses will vary from numbers shown.

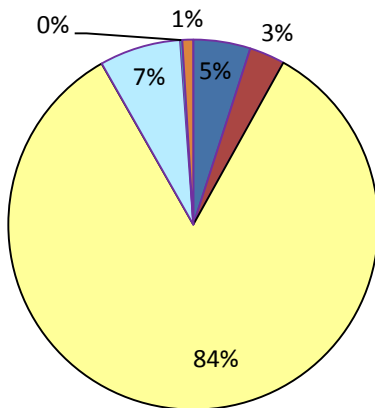
Home Performance w/Energy Star



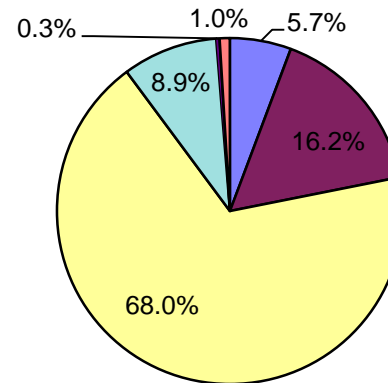
Energy Star Appliances



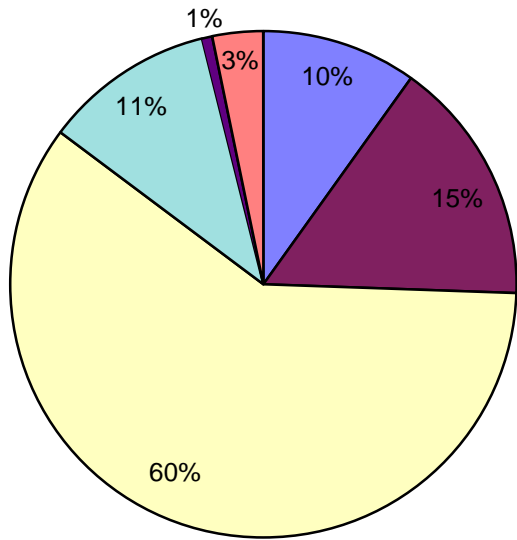
Energy Star Lighting



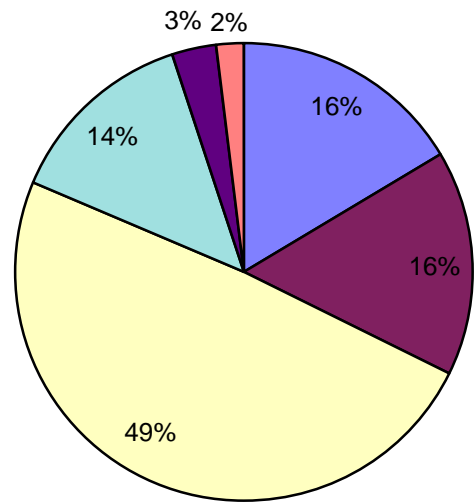

Home Energy Assistance



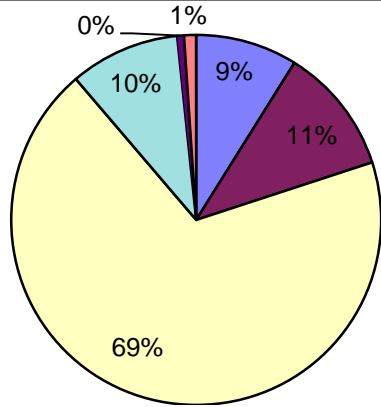
Large Business Energy Solutions



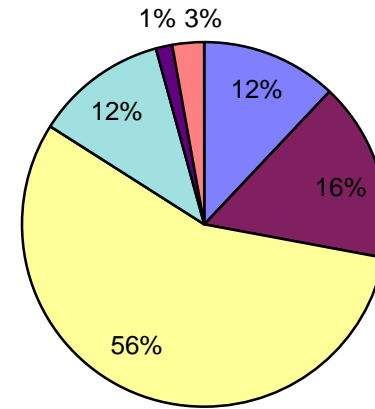

Small Business Energy Solutions



Total Residential Programs



Total Non-Residential Programs



Total Residential and Non-Residential Programs

